

National Assessment and Accreditation Council (NAAC)

Student Satisfaction Survey (2023-2024)

Key Indicator - 2.7.1

Criterion II – Teaching–Learning and Evaluation

Student Satisfaction Survey on Teaching Learning Process

Following are the questions for the Student Satisfaction Survey regarding the teaching-learning process.

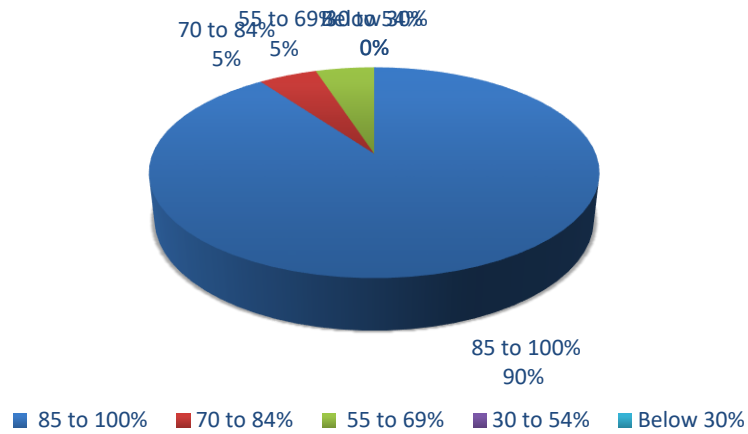
Total No of Students: 388 and Total Responses Collected: 150

The Students Satisfaction Survey (SSS) is one of the most important and mandatory criteria set by the National Assessment and Accreditation Council (NAAC). The objective of the survey is to find out the level of students' satisfaction regarding the curricular, extra-curricular, and infrastructural aspects of the institution. The SSS by NAAC primarily focuses on Teaching-Learning and Evaluation and helps to upgrade the quality of higher education. It collects in-depth and comprehensive data on a student's satisfaction with the teaching-learning environment of the college. The students' responses are collected and analyzed based on the 21 questions framed by NAAC. After going through the questionnaire, one easily understands that the feedback collected from the students is useful for streamlining the various services offered by the institution. The experts have designed the survey to assist educational institutions in improving the quality of teaching and learning and fulfill the aims to make each higher educational institution a Centre of excellence.

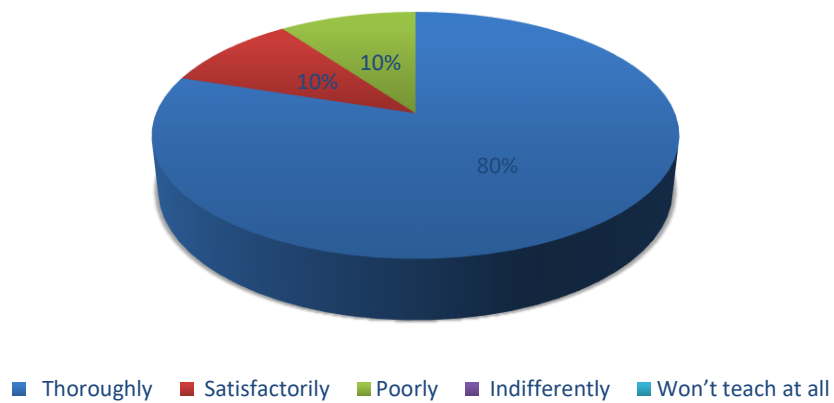
The NAAC SSS questionnaire aims at collecting factual opinions of students on various aspects such as curriculum, completion of syllabus, preparedness of the teachers, reaction of the students regarding pedagogy, attitude of teachers, transparency and fairness in internal evaluations, placement possibilities, curricular and extra-curricular activities, overall impression and suggestions about the college. Each question in the survey aims to fulfill one or the other educational goals. This important evaluative exercise helps to improve the quality of teaching and learning.

All the departments of the Kanya Mahavidyalaya conducted the Students Satisfaction Survey in April 2024 for the session 2023 – 2024. The data was collected by randomly sampling 150 girls students out of a total of 388 girls students from all the departments of the college through the questionnaire framed by NAAC under criterion II of Teaching-Learning and Evaluation, key indicator – 2.7. The data are tabulated for analysis and the results are presented below through pie diagram in Excel format.

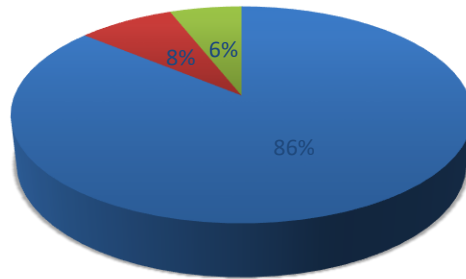
1. How much of the syllabus was covered in the class?



2. How well did the teachers prepare for the class ?

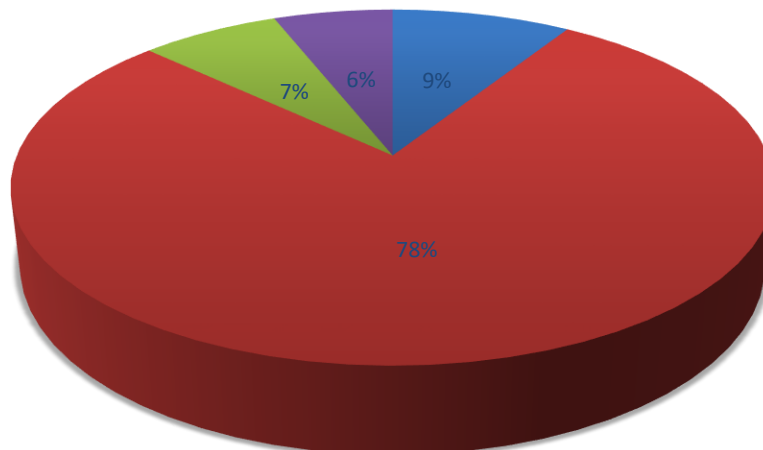


3. How well were the teachers able to communicate ?



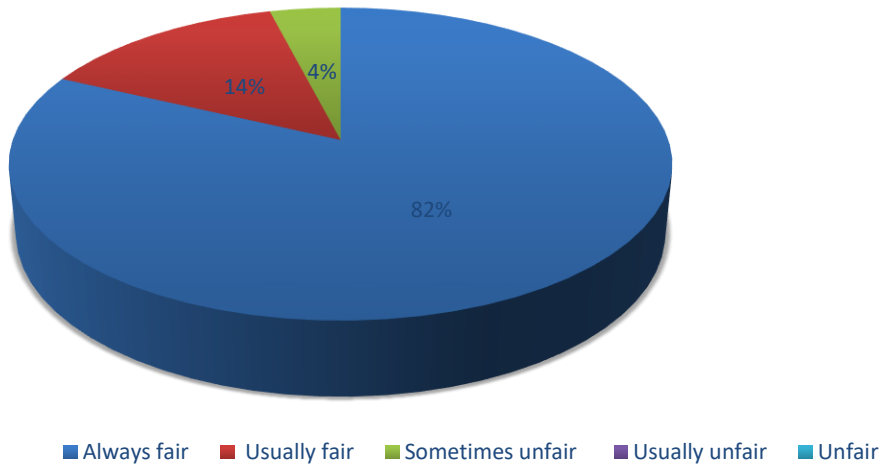
■ Always effective ■ Sometimes effective ■ Just satisfactorily
■ Generally ineffective ■ Very poor communication

4. The teacher's approach to teaching can best be described as

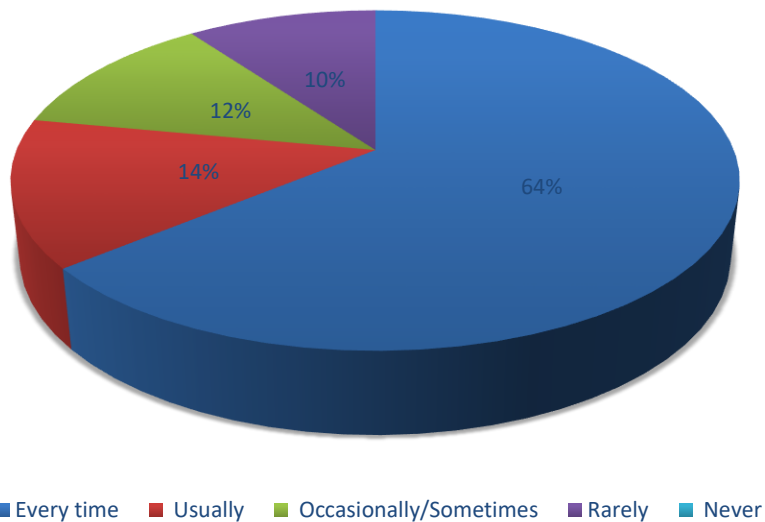


■ Excellent ■ Very good ■ Good ■ Fair ■ Poor

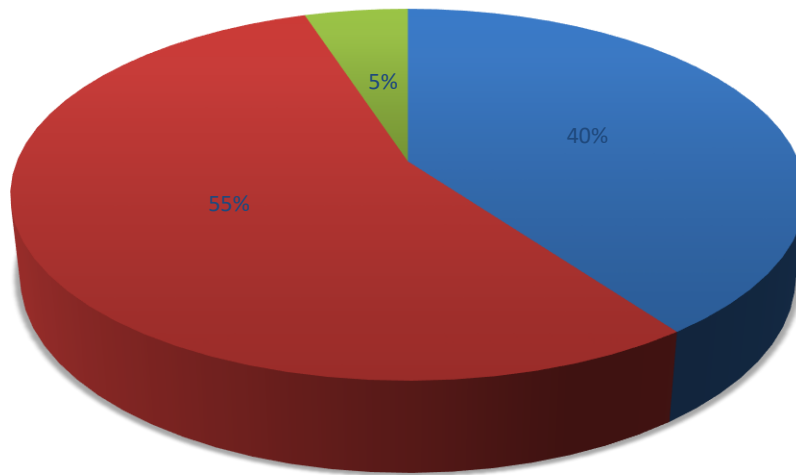
5. Fairness of the internal evaluation process by the teachers



6. Was your performance in assignments discussed with you?

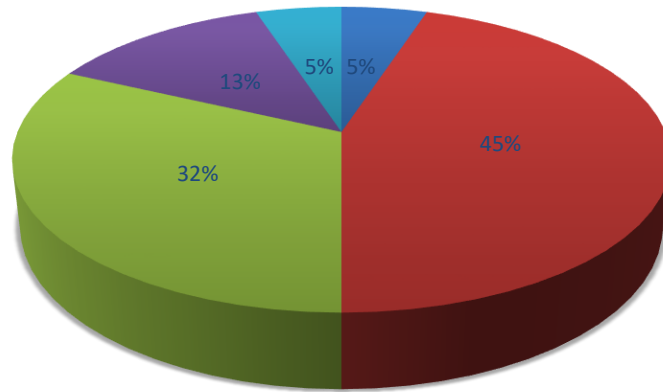


7.The institute take active interest in promoting internship, student exchange, field visit opportunities for students



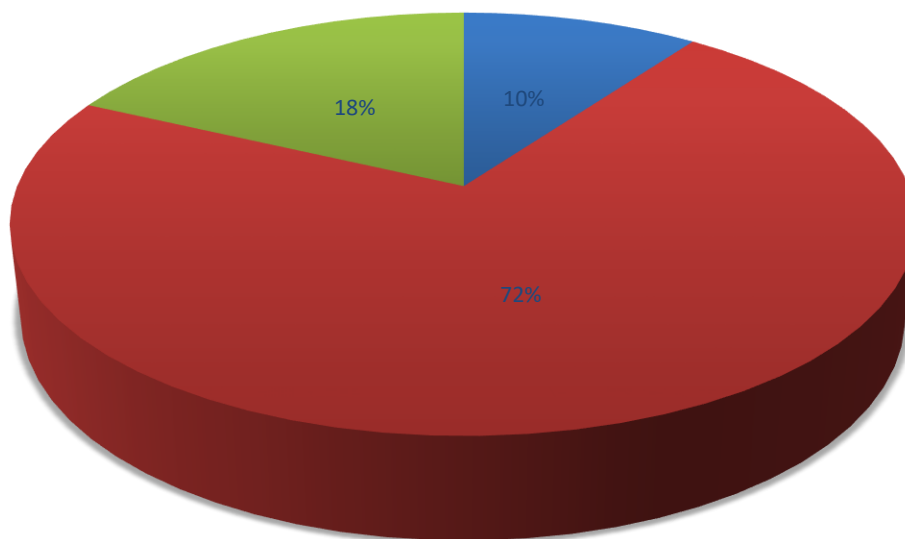
■ Regularly ■ Often ■ Sometimes ■ Rarely ■ Never

8. The teaching and mentoring process in your institution facilitates you in cognitive, social and emotional growth



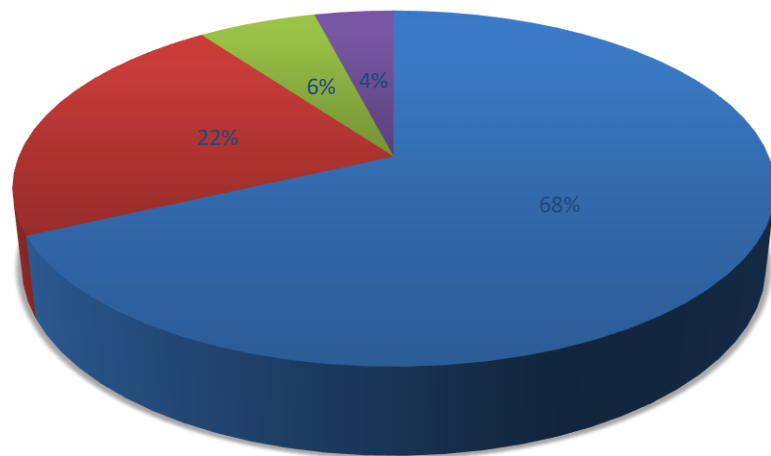
■ Significantly ■ Very well ■ Moderately ■ Marginally ■ Not at all

9. The institution provides multiple opportunities to learn and grow



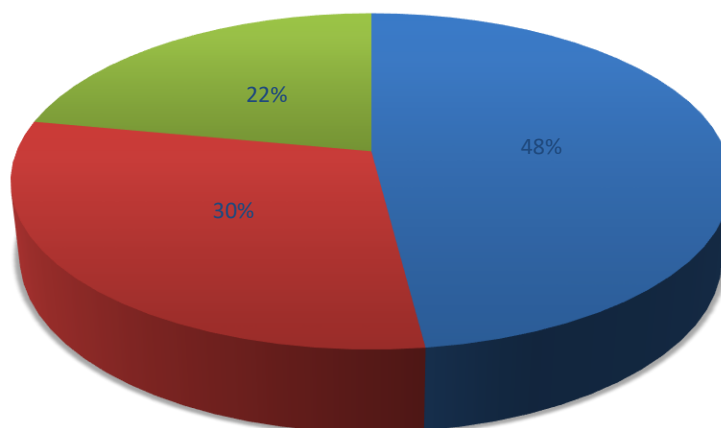
■ Strongly agree ■ Agree ■ Neutral ■ Disagree ■ Strongly disagree

10. Teachers inform you about your expected competencies, course outcomes and programme outcomes



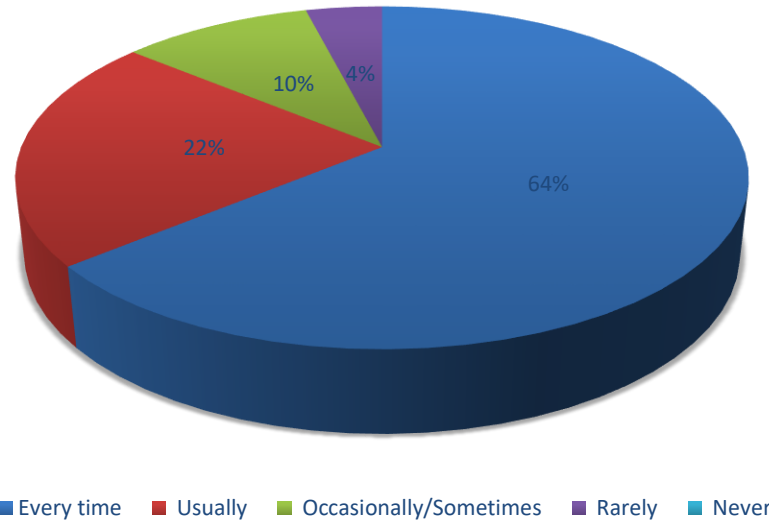
■ Every time ■ Usually ■ Occasionally/Sometimes ■ Rarely ■ Never

11. Your mentor does a necessary follow-up with an assigned task to you

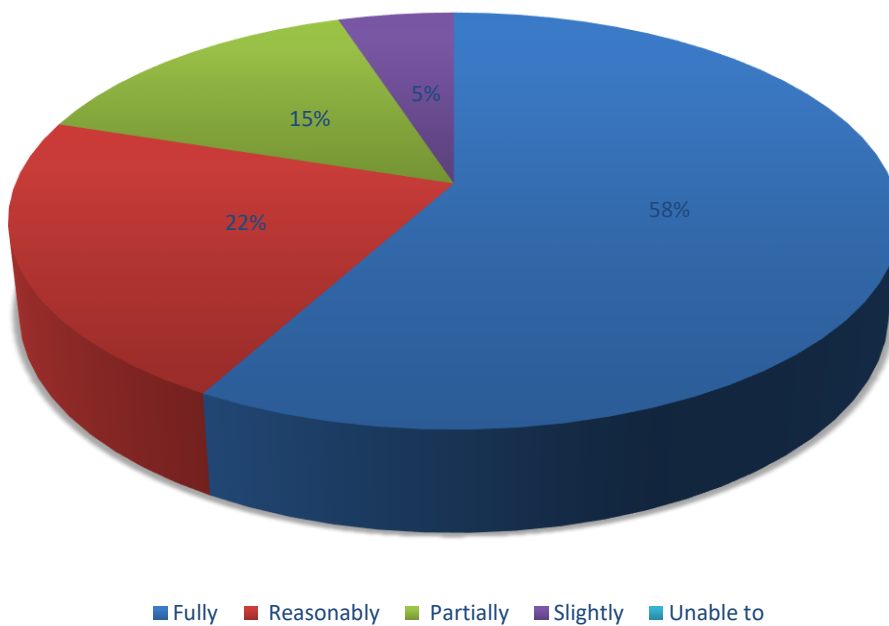


■ Every time ■ Usually ■ Occasionally/Sometimes ■ Rarely ■ I don't have a mentor

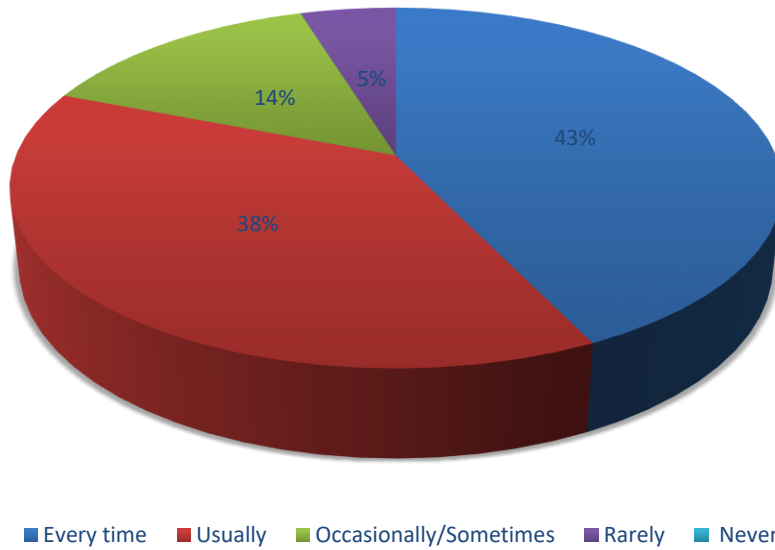
12. The teachers illustrate the concepts through examples and applications



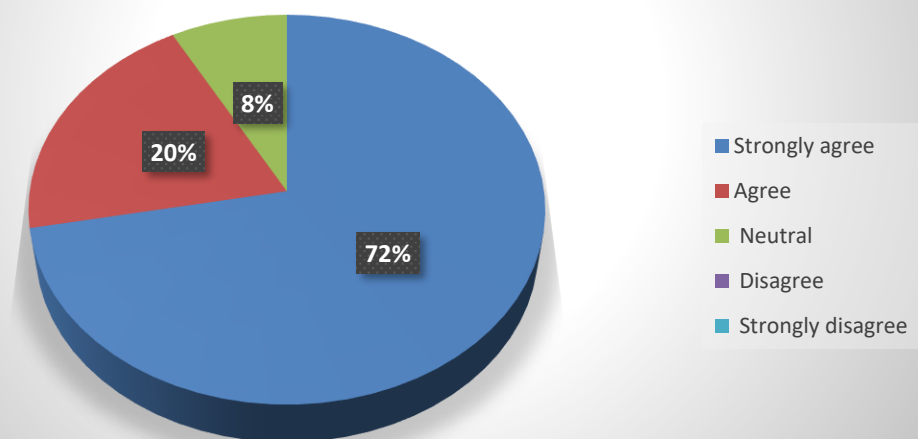
13. The teachers identify your strengths and encourage you with providing right level of challenges



14. Teachers are able to identify your weakness and help you to overcome them



15. The institution makes effort to engage students in the monitoring, review and continuous quality improvement of the teaching learning process

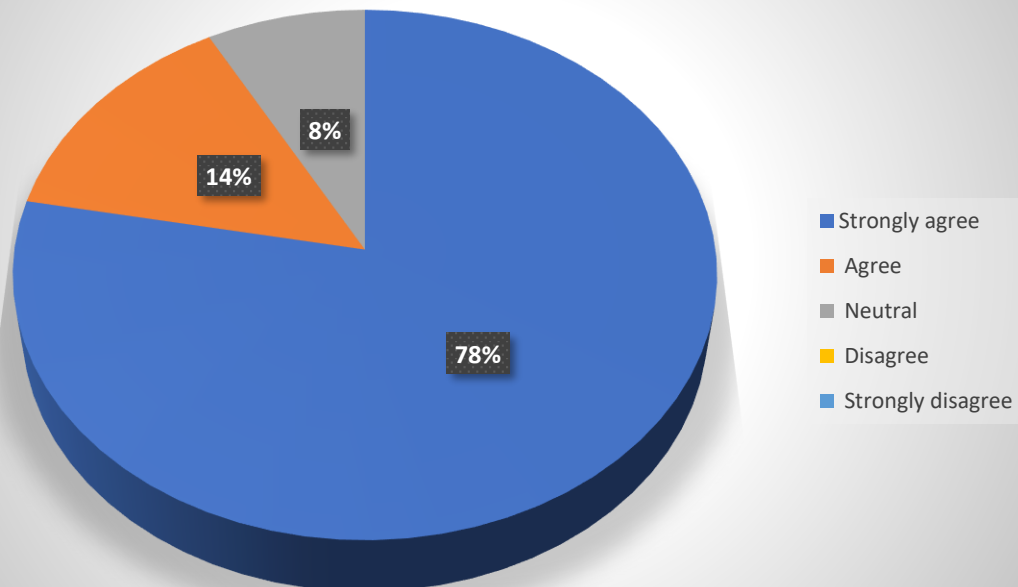


16. The institute/teachers use student centric methods, such as experimental learning, participative learning and problem solving methodologies for enhancing learning experiences



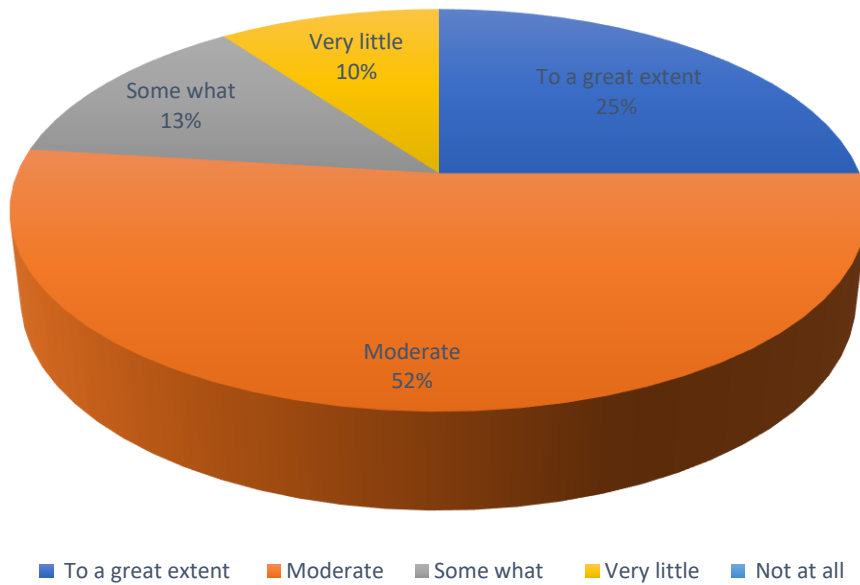
■ To a great extent ■ Moderate ■ Some what ■ Very little ■ Not at all

17. Teachers encourage you to participate in extracurricular activities

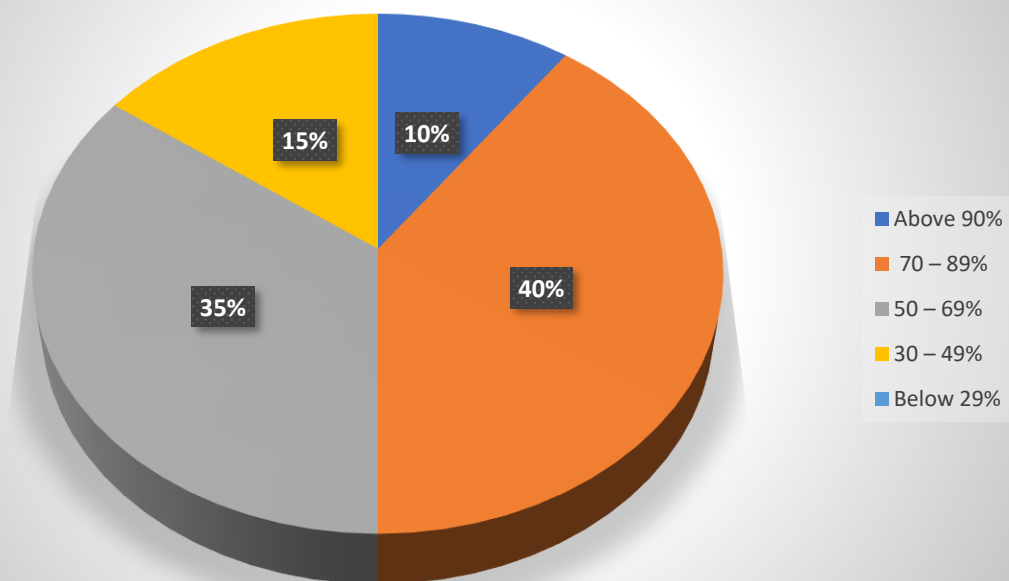


■ Strongly agree
 ■ Agree
 ■ Neutral
 ■ Disagree
 ■ Strongly disagree

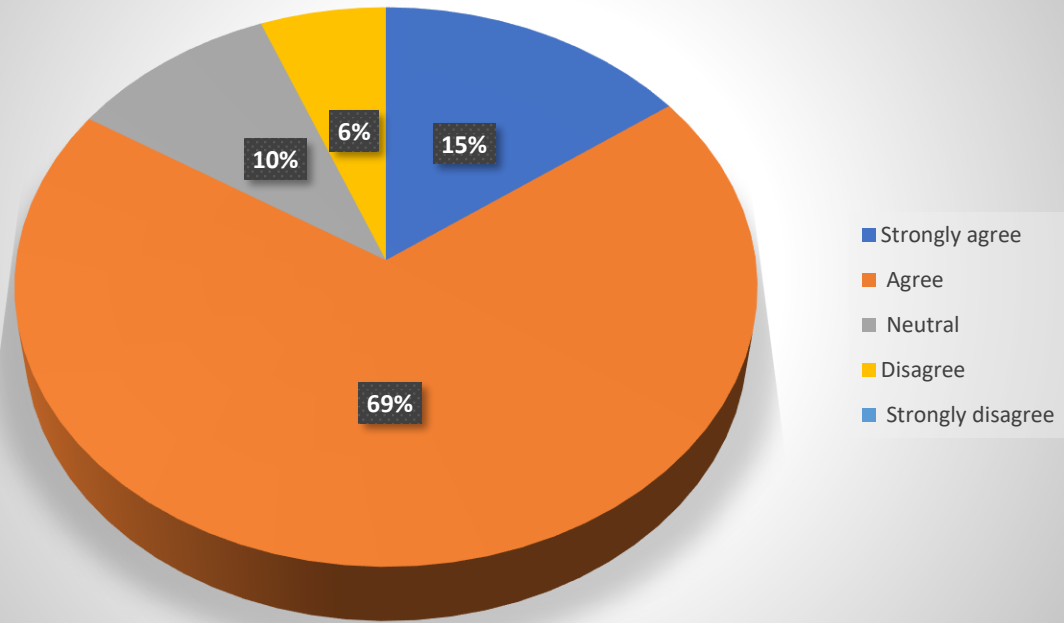
18. Efforts are made by the institute/teachers to inculcate soft skills, life skills and employability skills to make you ready for the world of work



19. What percentage of teachers use ICT tools such as projector, Multimedia, etc. while teaching



20. The overall quality of teaching-learning process in your institute is very good.



21. Give three observations / suggestions to improve the overall teaching – learning experience in your institution.

From the data of the Student Satisfaction Survey, it has been found that the majority of the students are very happy with the existing system and facilities of the college concerning the teaching-learning and evaluation process. However, the following few observations/suggestions are given by the students to improve the overall teaching and learning experience of Kanya Mahavidyalaya.

Observations and Suggestions

1. The use of ICT in teaching should be enhanced.
2. More numbers of digital and smart classrooms are required for effective teaching and learning.
3. Active mentorship should be provided for career guidance.
4. More project works are to be given as part of experiential learning.
5. More focus should be on skill development as part of employment generation.
6. Internship and field visit opportunities must be promoted in certain subjects.
7. Additional emphasis should be given to co-curricular and extra-curricular activities including seminars and workshops.

Key findings from the survey

The majority of the students expressed complete satisfaction over the quality of teaching, facilities, and services provided, and the way the college functions. The following are the key findings from the students' satisfaction survey of 2023 – 2024.

1. A high percentage of the students (90%) expressed satisfaction with the coverage of the syllabus in the class.
2. About 80% of students said the teachers prepared well for the classes.
3. About 86% of students said that the teachers were able to communicate well with the students.
4. About 78% of students said that the teacher's approach to teaching is very good.

5. The students are happy with the internal evaluation process and about 82% of students said that the internal evaluation is always fair.
6. About 64% of students said that their performances in assignments were usually discussed with them.
7. About 55% of students said that the institute often takes an active interest in promoting internship, student exchange, and field visit opportunities.
8. About 45% of students said that the teaching and mentoring process in the institution very well facilitates their cognitive, social, and emotional growth.
9. About 72% students agree that the institution provides multiple opportunities to learn and grow.
10. About 68% of students said that the teachers every time inform them about their expected competencies, course outcomes, and programme outcomes.
11. About 48% of students said that the teachers usually follow up with an assigned task to them.
12. About 64% of students said that the teachers every time illustrate and explain the concepts through examples and applications.
13. A large section of the students 58% said that the teachers fully identify the strengths and weaknesses of the students and encourage them to face the challenges and overcome the weaknesses.
14. About 43% of teachers think that they are able to identify students' weaknesses and help to overcome them.
15. About 72% of students strongly agree that the institution engages them in the monitoring, review, and continuous quality improvement of the teaching-learning process.
16. About 74% of students said that the institute as well as teachers use student-centric methods to a great extent for enhancing learning experiences.
17. About 78% of students strongly agree that the teachers encourage them to participate in extracurricular activities.
18. About 52% of students moderately agree that the institute and teachers have made efforts to inculcate soft skills, life skills, and employability skills to make them ready for the world of work.
19. It is found that 40 % of teachers use ICT tools in the classrooms while teaching.
20. About 69% of students agree that the overall quality of the teaching and learning process of the college is very good.
21. It has been observed from the survey that the majority of the students are satisfied with the syllabus coverage, teachers' preparedness, teachers' communication skill, fairness of internal evaluation process, and mentoring process. The students think that the student feedback system is essential in improving the overall quality of teaching and learning.